

RTH



5.18

- **Totally renewed** machine control **software**
- Completely upgraded **dynamic load chart** display
- **Unrivalled** lifting **performance**
- **Hydraulic** and **electric** completely revised to facilitate After Sales service

MAIN SECTORS



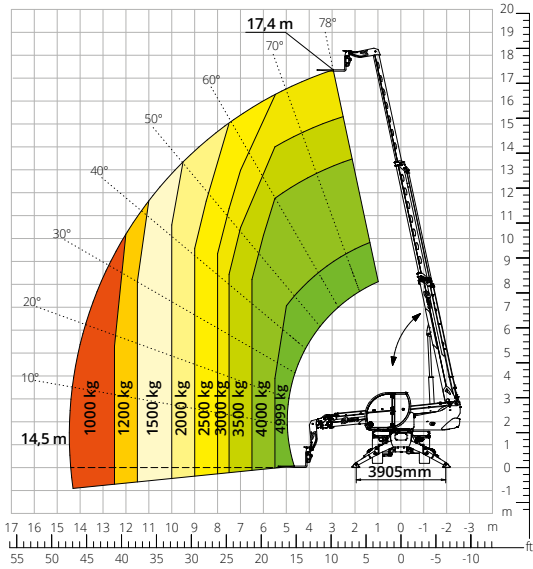
MANUFACTURING



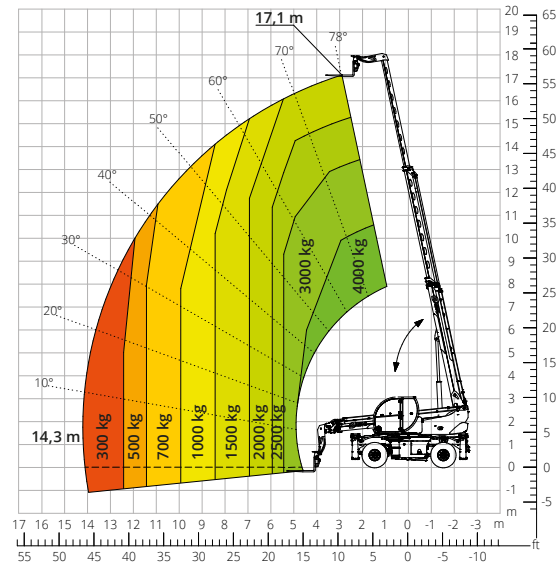
CONSTRUCTION



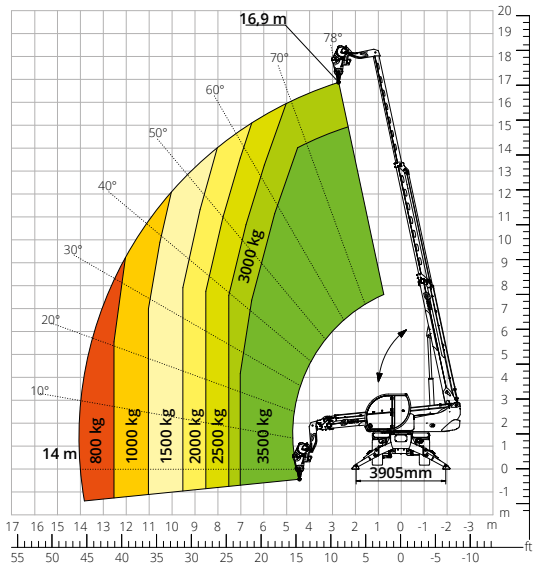
Load chart for
FULLY EXTENDED STABILISERS (360°)



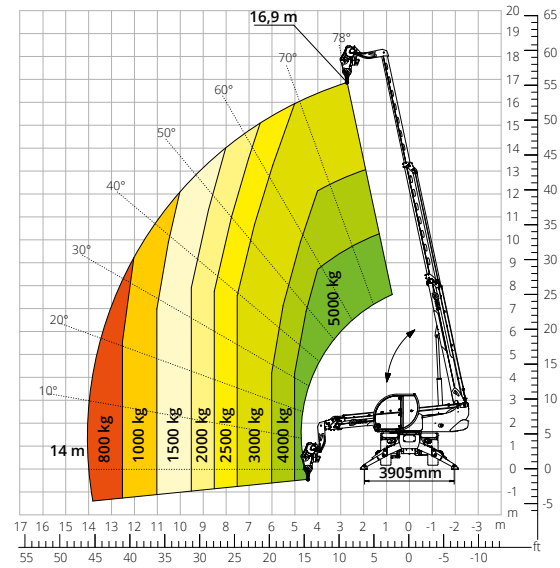
Load chart for
FRONT ATTACHMENT ON TYRES



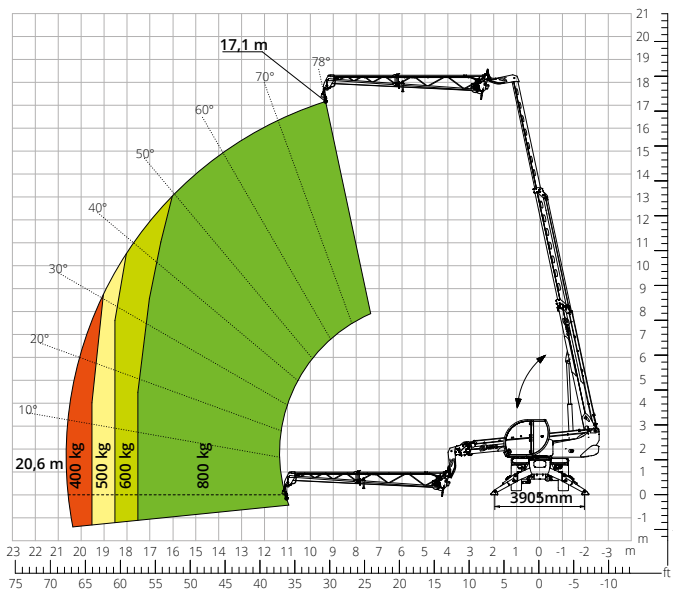
Load chart for
WINCH 3,500 kg



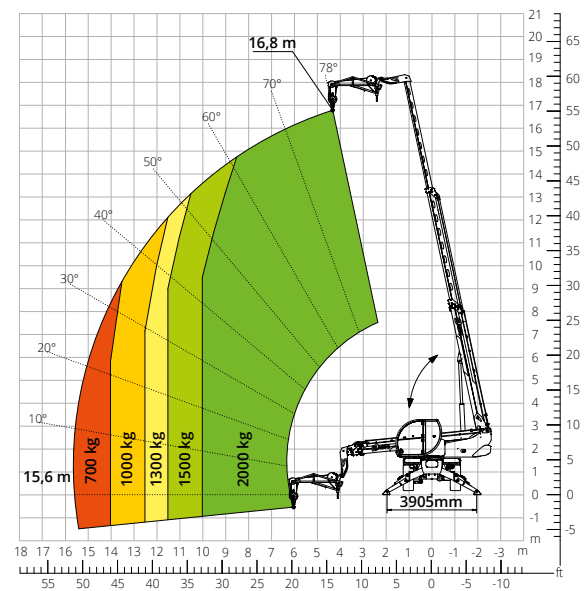
Load chart for
WINCH 5,000 kg



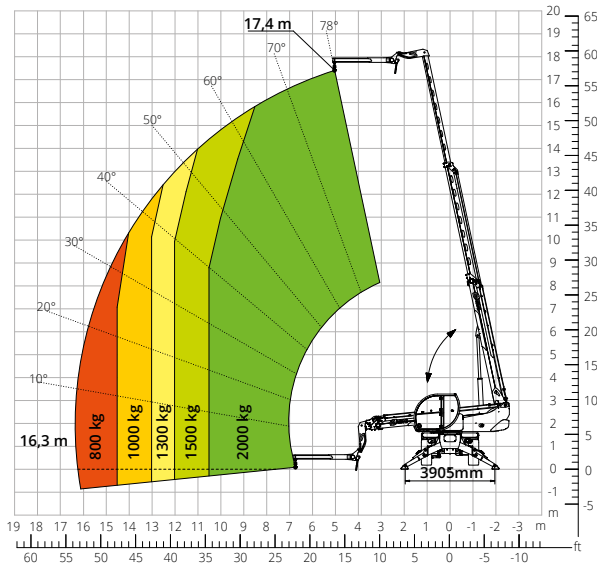
Load chart for
JIB WITH WINCH 800 kg



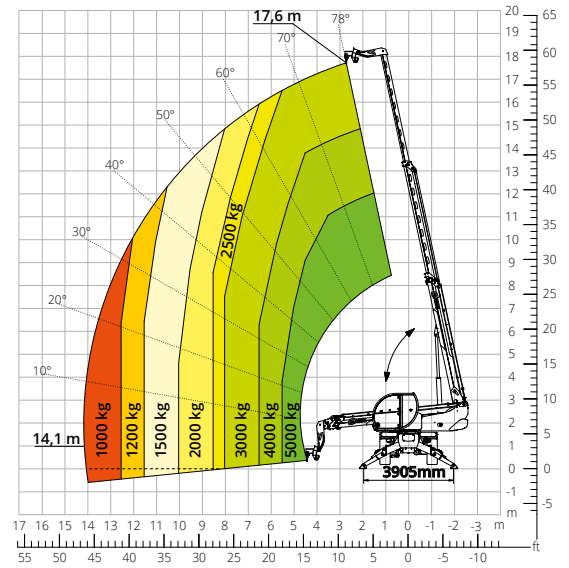
Load chart for
JIB WITH WINCH 2,000 kg



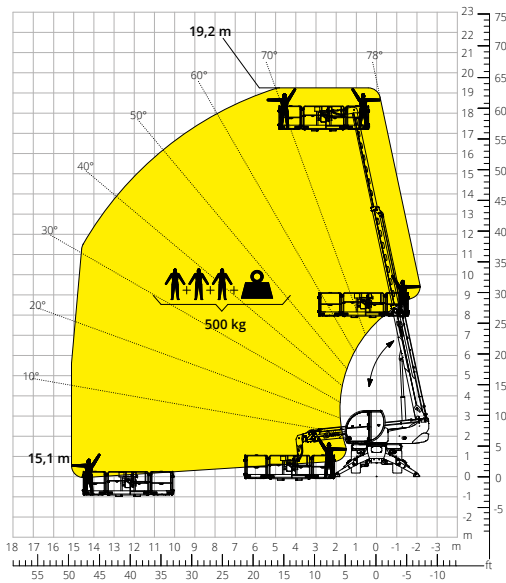
Load chart for
JIB 2,000 kg



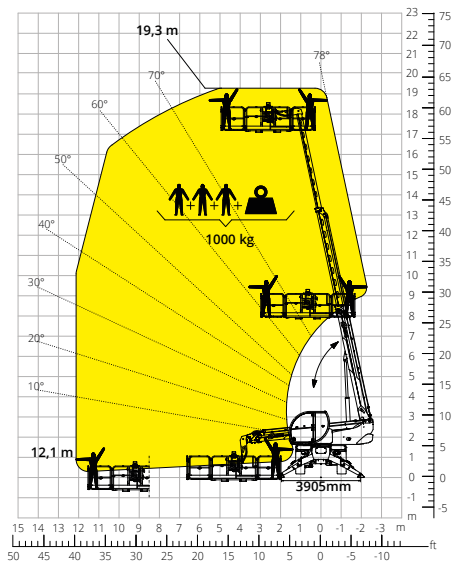
Load chart for
HOOK 5,000 kg



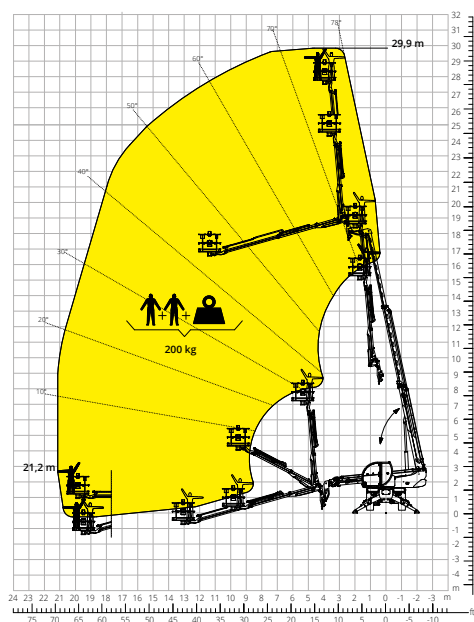
Load chart for
ROTATING EXTENDABLE PLATFORM 500 kg



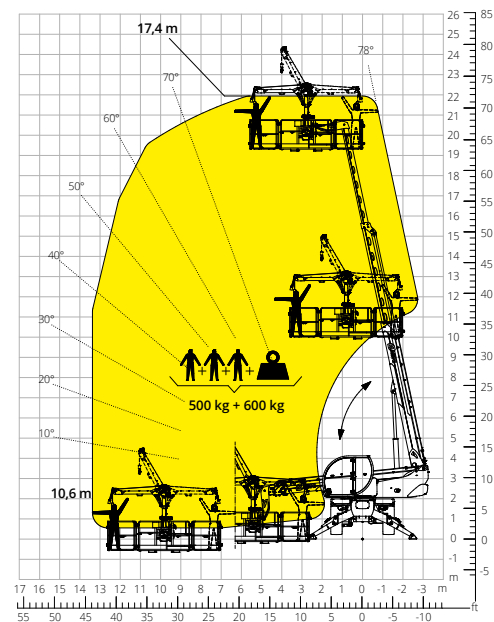
Load chart for
ROTATING EXTENDABLE PLATFORM 1,000 kg



Load chart for
TELESCOPIC PLATFORM 200 kg - 10 m

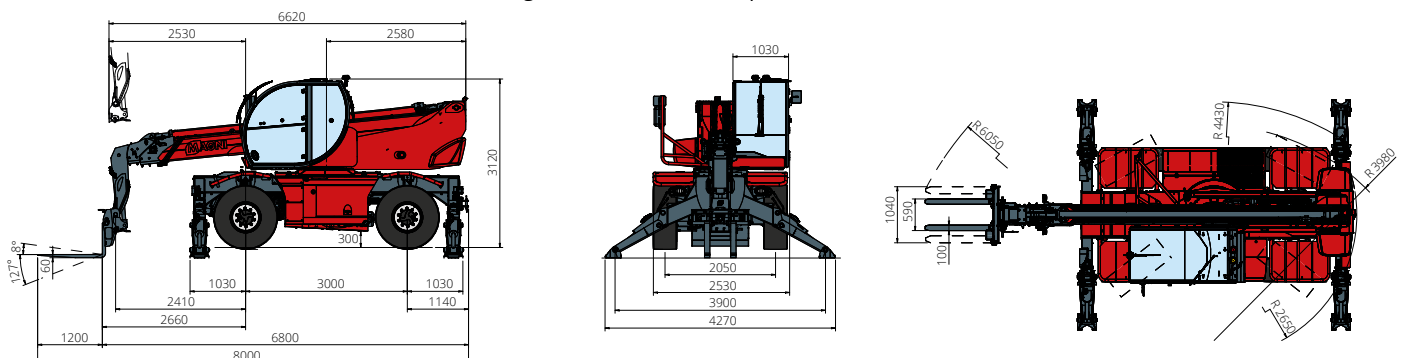


Load chart for
PLATFORM 500 kg WITH WINCH 600 kg



RTH 5.18

Machine model	Rotating telescopic handler	RTH 5.18	
	Maximum lifting capacity	4,999 kg	
	Maximum reach	14.5 m	
	Maximum lifting height	17.4 m	
	Rotation	360° (continuous)	
Stabilisers	Type	Pivoting stabilisers	
	Controls	Independent or combined	
Engine	Type	Deutz TCD 3.6 L4 Stage V	Deutz TCD 3.6 L4 EDG Stage IIIA
	Rated power	55.4 kW (75.3 hp) at 2,200 rpm	
	Maximum torque	405 Nm at 1,300 rpm	390 Nm at 1,300 rpm
	Displacement	3,620 cm ³	
	Cylinders	4 in line	
	Engine type	Turbocharged direct injection diesel	
	Cooling system	Water - intercooler	
	Number of batteries	2 x 12 V	
	Battery type	SHD	
	Battery capacity	1,200 A-190 Ah	
Transmission	Type	Hydrostatic	
	Maximum pressure	480 bar	
	Gearbox	Dropbox, 2 speeds forward-reverse	
Axles and brakes	Type	Axles with planetary gearboxes	
	Front axle	Fixed	
	Rear axle	Oscillating and steering with hydraulic lock	
	No. of steering wheels	4WS	
	Steering mode	Frontal/Concentric/Crab	
	Service brake	Hydraulically operated wet multi-disk brakes on each axle	
	Parking brake	Hydraulic with negative action	
	Tyre sizes	445/65 R19.5	
Performance	Max. travel speed	25 km/h	
	Drawbar pull	51 kN	
	Gradeability	51%	
	Turning radius (at forks)	6,060 mm	
Weights	Total unladen*	14,400 kg	
	Front axle unladen (boom retracted and lowered)*	6,300 kg	
	Rear axle unladen (boom retracted and lowered)*	8,100 kg	
Tank and system capacities	Diesel fuel tank	175 l	175 l
	AdBlue	/	/
	Hydraulic fluid	165 l	130 l
	Engine oil	9 l	9 l
	Coolant	20 l	20 l
Hydraulic circuit for movements	Circuit type	Load sensing	
	Service pump	Variable displacement piston pump	
	Max. hydraulic flow rate	95 l/min	
	Max. working pressure	350 bar	
	Distributor for boom and turret movements	SIL 2 electro-proportional valve	
	Movements control	2 two-axis Danfoss joysticks with deadman safety device	
Standards met	2006/42/EC: EU Machinery Directive		
	2016/1628: EU Regulation on the emissions of stage V engines		
	EN 1459-X: Relating to standards on the safety requirements for variable reach machines		
	EN 280/EN 280-1/EN 280-2: standards relating to mobile elevating work platforms (if available)		
	ROPS/level 2 FOPS: relating to the standards for protective structures		



The data given in this brochure are provided for information purposes and are subject to change without prior notice. All images are purely guideline and might not give an exact representation of the product. *the stated weight refers to the vehicle unladen with standard equipment and may vary depending on the chosen configuration